

Linear LED Module, LZ Series

- High value 540 mm linear module, high efficacy up to max. 164 lm/W at Tc = 65 °C
- Homogenous light distribution, pitch only 15 mm between single LEDs
- Accurate initial colour consistency of MacAdam (SDCM) 3-step
- Modular product platform for design flexibility
- Designed for easy installation and series connection
- Helvar Components LMC diffuser covers and mounting parts available

500 mA, 26.3 V



	Nominal CCT [K]	Expected luminous flux at		Useful luminous flux		Forward voltage (V _f)		Luminous efficacy		Power consumption		CRI
		Tc = 65 °C Typ. [lm]	Tc = 25 °C Typ. [lm]	Tc = 65 °C Typ. [V]	Tc = 25 °C Max. [V]	Tc = 65 °C Typ. [lm/W]	Tc = 25 °C Typ. [lm/W]	Tc = 65 °C Typ. [W]	Tc = 25 °C Typ. [W]			
<i>Efficient @ 350 mA</i>												
LZ-542-840-020A	4000	1470	1570	25.7	26.8	164	173	9.0	9.1	> 80		
<i>Nominal @ 500 mA</i>												
LZ-542-840-020A	4000	2050	2190	26.3	27.5	156	165	13.2	13.3	> 80		
<i>Maximum @ 600 mA</i>												
LZ-542-840-020A	4000	2410	2580	26.7	27.9	151	159	16.0	16.2	> 80		

Tolerance for the values of CCT, luminous flux and forward voltage in the table is < ±7 %

Electrical specifications

	LZ-542A	
	Nominal	Max.
<i>Direct current supply only</i>		
Operating Current [mA]	500	600
Operating Voltage [V]	26.3 ¹⁾	27.9 ²⁾

¹⁾ At 500 mA, Tc = 65 °C ²⁾ At 600 mA, Tc = 25 °C

Maximum rated voltage in circuit 400 V ¹⁾

ESD protection tested:
(according to IEC 61547 cl 5.2) ²⁾

Air discharge 8 kV
Contact discharge 4 kV
IP rating IP00

¹⁾ Please refer to the LP/LS/LX Series installation guide for details

²⁾ In addition, tested with 30kV contact discharge to terminals and Tc point

Photometric specifications

Colour consistency at initial time 3 MacAdam steps
Colour Rendering Index > 80
Beam angle 120°
Photobiological risk group RG1 unlimited

Lifetime specifications

Operating current	Temperature	L70B50	L70B20	L70B10	L80B50	L90B50
		Efficient 350 mA	Tc = 65 °C	>50.000	>50.000	>50.000
	Tc = 80°C	>50.000	>50.000	>50.000	>50.000	>45.000
Nominal 500 mA	Tc = 65 °C	>50.000	>50.000	>50.000	>50.000	>47.000
	Tc = 80°C	>50.000	>50.000	>50.000	>50.000	>44.000
Maximum 600 mA	Tc = 65 °C	>50.000	>50.000	>50.000	>50.000	>45.000
	Tc = 80°C	>50.000	>50.000	>50.000	>50.000	>43.000

Lumen depreciation estimations in hours

Operating Conditions and Characteristics

Tp point (performance measurements) Tc = 65 °C

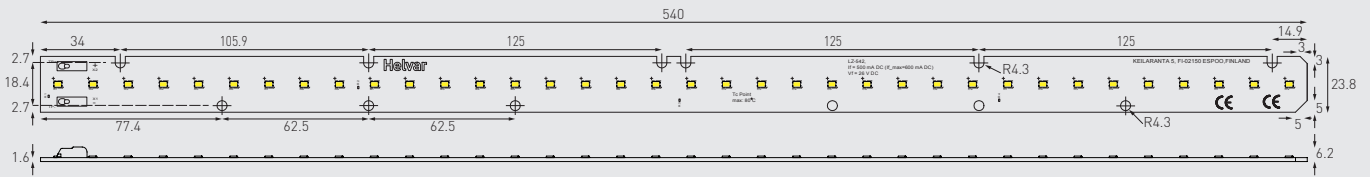
Max. temperature at Tc point 80 °C

Ambient temperature range -25...+50 °C

Storage temperature -25...+80 °C

Humidity No condensation

Dimensions



Length	540.0 ± 0.2 mm
Width	23.8 ± 0.2 mm
Thickness of PCB	1.6 ± 0.2 mm
Height	6.2 ± 0.2 mm

Packing details	1 Tray	1 Box
Num. of modules	30	150


ESD foam trays, antistatic bag and carton box

Wiring specifications

Connector type	Push-in connector
Wire size	0.2 - 0.75 mm ² , solid core 0.2 - 0.34 mm ² , stranded
Wire strip length	7 - 9 mm
Wire type	Solid core and fine-stranded


Thermal Management

T_c (T_p) Point : See the below red mark. Please note the T_c point is the chosen reference point for thermal management in lifetime and performance testing (T_p point), and it is not necessarily the point of the highest temperature on the LED module.



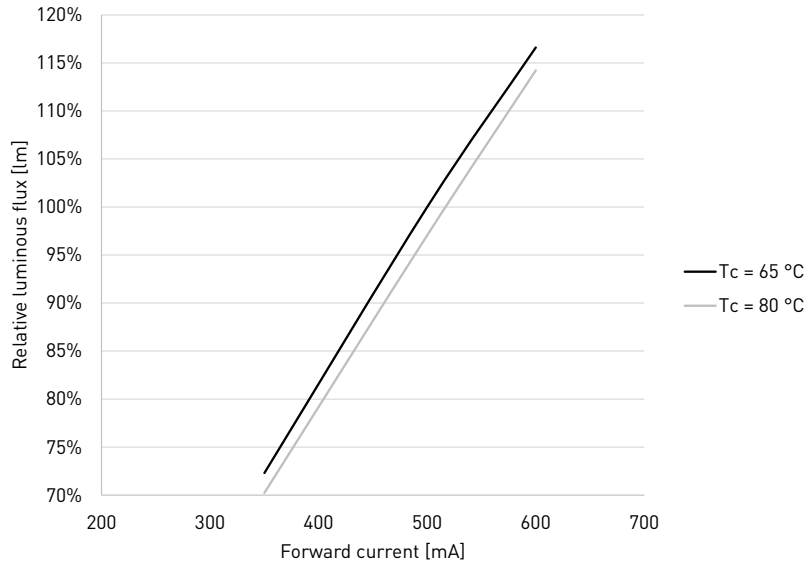
Connection examples

1 x LZ-542A module connected with Helvar Components LC1x25-CC (SELV60) LED driver at 500 mA driving current

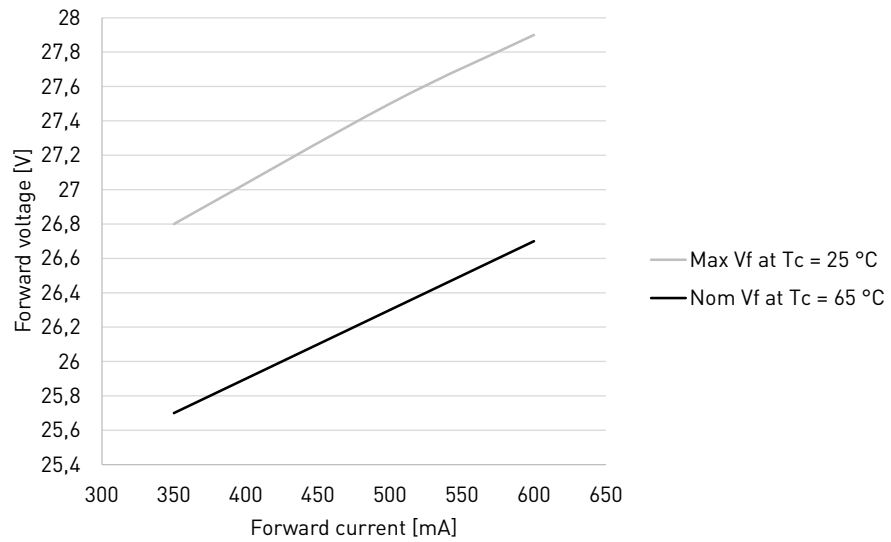


Specification diagrams

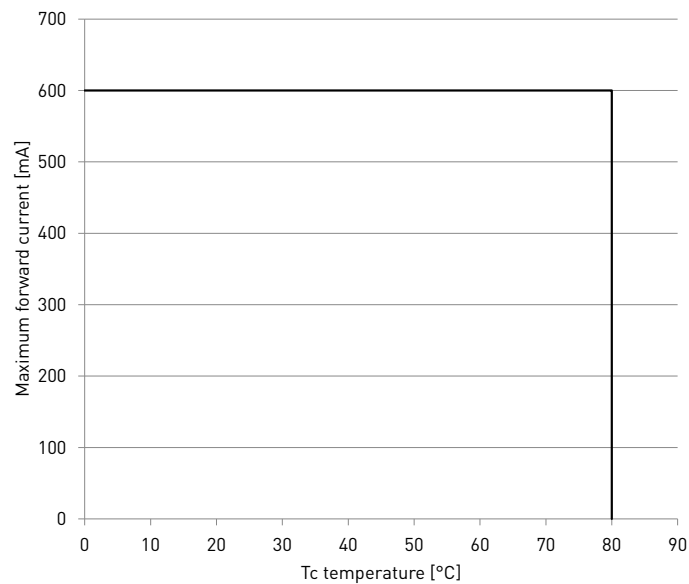
LUMINOUS FLUX VS FORWARD CURRENT



FORWARD VOLTAGE VS FORWARD CURRENT



DERATING CURVE



LZ-542A LED module is suited for built-in usage in luminaires. In order to have safe and reliable operation, the LED luminaires will need to comply with the relevant standards and regulations (e.g. IEC/EN 60598-1). The LED luminaire shall be designed to adequately protect the LED modules from dust, moisture and pollution. The luminaire manufacturer is responsible for the correct choice and installation of the LED module / LED driver combination according to the application and product datasheets. Operating conditions of the LED modules may never exceed the specifications as per the product datasheets.

HANDLING OF THE LED MODULES

LED modules contain components (LED packages, chips) that are sensitive for mechanical stress, electrostatic discharge (ESD) and chemical contaminants. Improper handling of the modules might cause damage or even destruction of the LED modules. Damaged LEDs may show some unusual characteristics such as increase in leakage current, lowered turn-on voltage, or abnormal lighting of LEDs at low current. Please follow following instructions and the precautions given in the product datasheets while handling and assembling Helvar Components LED modules.

Storage conditions

- Unused LED modules are recommended to stored carefully in an original sealed ESD package preventing moisture, pollutants or ESD to cause damage the module.
- Storage temperature range: -20...+80 °C

Opening the package / resealing

- LED modules are kept in stable protected environment in the packaging, open the package only when you are ready to use the LED modules. If resealing of the original package is required remove excess air from the packaging and place the moisture absorber (silica-gel bag) in to the packaging and seal the ESD back with adhesive tape.

ESD precautions at luminaire assembly site

The LEDs are sensitive to the electrostatic discharge (ESD) and surge current. If voltage exceeding the absolute maximum rating is applied to LEDs, it may cause damage or even destruction to LED devices.

- IEC / EN 61340-5-1: Protection of electronic devices from electrostatic phenomena – General Requirements describes procedures for protection for damage caused by electrostatic discharge while handling electronic devices, following list lists basic protective measures described in the standard.

ESD protection measures in handling and assembling LED modules

- Employee training for correct handling .
- Personnel grounding via wrist band / footwear.
- ESD protective clothing / shoes.
- Handle LED modules only in ESD protected areas and workplaces.

CHEMICAL CONSIDERATIONS

Chemical substances may cause damage the LED module by causing discoloration, loss of luminous flux or total failure of the module.

Avoid materials and substances containing:

- VOCs - Volatile Organic Compounds that may occur in adhesives or sealings, verify that the materials used in the luminaires are not causing VOCs
- Halogen compounds
- Chlorine
- Acetates
- Sulphuric compounds.

Never look directly into an operational LED module without suitable protective eye wear!

ELECTRIC & THERMAL CONSIDERATIONS

Wiring insulation

- According to recommendations in IEC / EN 60598.

Wire connections

- Please refer to LED driver datasheets connections diagram.
- Wrong polarity might damage the LED modules.

Choosing the LED driver

- To guarantee the safe and reliable operation of the LZ series LED-modules the LED driver must be provided with open and short circuit protection.
- LZ series modules are designed to be used with constant current output type LED driver.

Electrical design, electrical safety

During the design it is luminaire manufacturers responsibility to follow the international and national electric design regulations and recommendations for the electric safety and luminaire protection. Electric safety classification and protection class is depending on:

- Actual luminaire design and safety classification
- LED driver insulation
- LED driver output isolation.

ALWAYS CHECK AND FOLLOW EXACT REGULATIONS FROM LATEST RELEVANT IEC / EN STANDARDS.

Maximum ambient and tc temperature

- The maximum ambient temperature is a guideline given for built-in components such as LED modules. However, integrator must always ensure proper thermal management (i.e. mounting base of the module, possible heatsink, air flow etc.) so that the tc point does not exceed the tc max limit.
- Reliable operation is only guaranteed if the maximum tc point temperature is not exceeded under the conditions of use.
- Lifetime is only guaranteed if the maximum tc point temperature specified for lifetime is not exceeded under the conditions of use.

MECHANICAL CONSIDERATIONS

- While handling the LED modules avoid mechanical stress or pressure applied to the light emitting surface of the LEDs.
- Avoid dropping the modules.
- Bending of the modules is not permitted.
- Avoid touching the light emitting surface.
- Mechanical modifications (e.g. drilling, milling or sawing the module) are not permitted.

INSTALLATION CONSIDERATIONS

The LZ series modules are basic isolated against ground and can be installed on properly insulated metal parts of the luminaire. We recommend using Helvar Components LMC mounting parts, plastic screws, clips or a combination of M4 metal screws and insulating plastic washers for safe operation.

Please follow regulations from IEC/EN 60598-1 for creepage and clearance requirements. More information in LP/LS/LX Series installation guide, available on product website's Download & Links section.

Conformity & standards

Led modules for general lighting - safety specifications	IEC / EN 62031
Photobiological safety of lamps and lamp systems	IEC / EN 62471 TR IEC / EN 62778
Compliant with relevant EU directives	
CE marked	
RoHS / REACH compliant	

All data were deemed correct at time of creation. Helvar Components is not liable for errors or omissions.