

Strain Relief Series

Product code: 5998

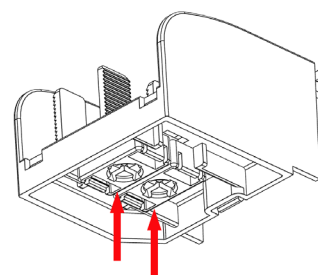
- Enables easy independent installation of compatible plastic case compact MINI LED drivers
- Easy installation with screwless cable clamps
- Sturdy structure, compatible with cables of different thickness



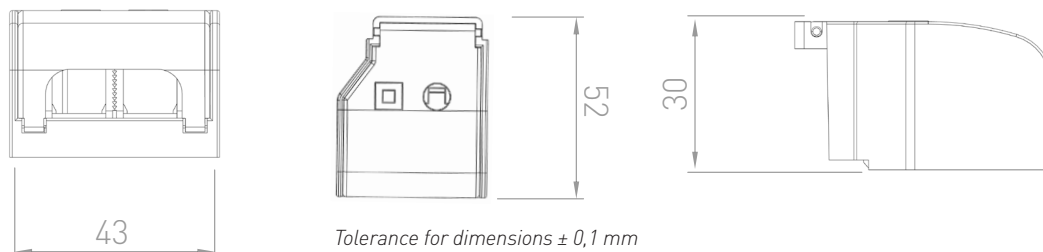
PACKAGE CONTENTS

One set of LC-SR-MINI-B strain relief consists of the following parts:

- Cover part
- Bottom part
- Two screwless push-to-fix cable clamps, fixed under the bottom part
(See the picture on the right!)



DIMENSIONS



MATERIALS AND CONDITIONS

Material Specifications

Material type	Polycarbonate
Fire retardant	Yes
UV protected	No
Colour	White, RAL 9010
Halogen free according to	IEC 61249-2-21

Mechanical, Operating & Storage Conditions

Driver cross-section dimensions	43 x 26 - 30 mm
Cable size:	Ø 2 - 9 mm
Wire size	0.5 - 2.5 mm ²
Ambient temperature range	-25...+45 °C*
Storage temperature range	-40...+80 °C
Assembly temperature range	+5...+30 °C
Do not store in wet or humid environment!	
*Unless otherwise stated in the driver datasheet (for independent installation). Note! Tc max temperature of the driver shall not be exceeded.	

Conformity & Standards

Luminaires - Part 1: General requirements and tests	IEC 60598-1:ed.8 2014 EN 60598-1:2015
Luminaires. Part 2: Particular requirements. Section One: Fixed general purpose luminaires	IEC 60598-2-1:1979+A1:1987 EN 60598-2-1:1989
Compliant with relevant EU directives, CE marked, RoHS/REACH compliant	

Application considerations

LC-SR-MINI-B strain reliefs enable the independent installation of certain Helvar Components plastic case compact MINI LED drivers. Please always take specific requirements into account before installing and using the strain reliefs.

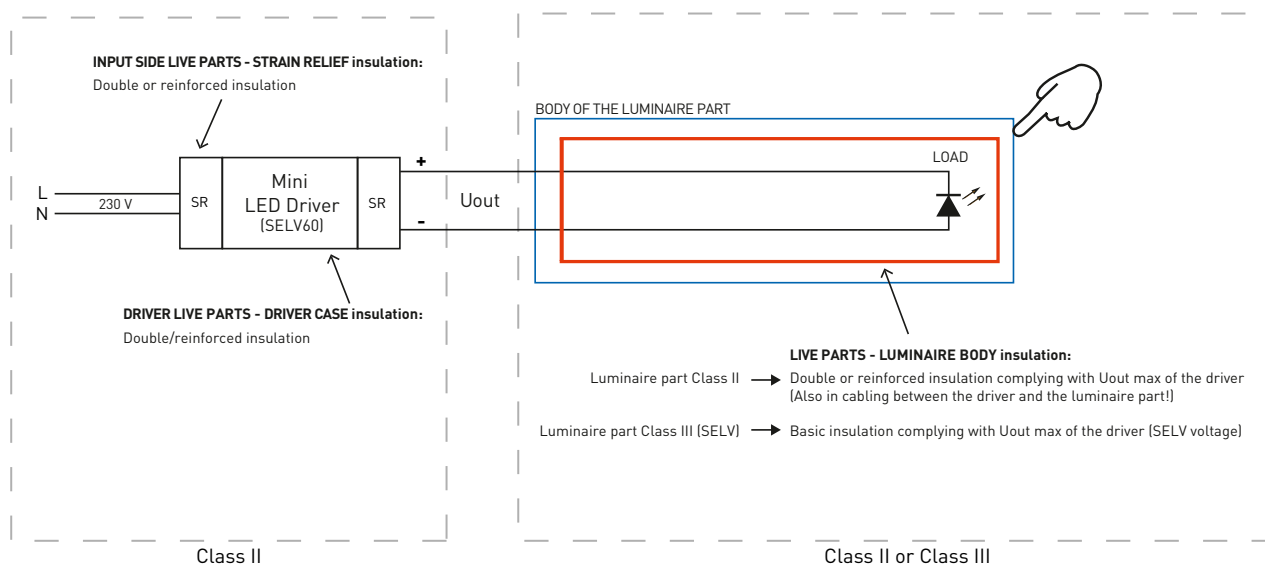
Suitability for different Helvar Components LED drivers

HELVAR COMPONENTS LC20MINI-CC-250-500, LC40MINI-CC-700-1050, LC27MINI-DA-150-700, LC44MINI-DA-700-1050, LC30MINI-CC-600, LC30MINI-CC-700, LC40MINI-CC-900, LC40MINI-CC-1050, LC27MINI-FD-150-70

The above mentioned Helvar Components compact LED drivers are Class II devices that have double or reinforced insulation between live electrical parts and accessible parts of the driver and no earthing terminal.

When installing above mentioned Helvar Components Class II drivers independently with LC-SR-MINI-B strain reliefs, these drivers have isolated SELV output. The accessible parts of both the cabling and the luminaire part must have then basic isolated according to U_{out} max of the driver (SELV voltage). In addition to this, the operating conditions of the driver in independent installation may never exceed the specifications as per the product datasheet.

Required insulations illustrated in the figure below. It is always the integrator's responsibility to ensure that the combination of the driver and the luminaire part complies with the relevant safety standards (e.g. IEC / EN 60598-1).



LED DRIVER COMPABILITY LIST:

LC20MINI-CC-150-500	LC20MINI-CC-250-500	LC28MINI-CC-500-700	LC40MINI-CC-700-1050
LC30MINI-CC-600	LC30MINI-CC-700	LC40MINI-CC-900	LC40MINI-CC-1050
LC27MINI-DA-150-700	LC44MINI-DA-700-1050	LC27MINI-FD-150-700	

LIMITATION OF LIABILITY. ALWAYS CHECK AND FOLLOW EXACT REGULATIONS FROM LATEST RELEVANT IEC/EN STANDARDS.

Application considerations

Thermal considerations

The LC-SR-MINI-B strain reliefs are designed and tested to comply with the luminaire standard EN 60598-1:2015 where applicable. When combining the strain reliefs and drivers for independent installation of the drivers, it is always the responsibility of the integrator to ensure that the combination complies with the relevant standards (e.g. IEC / EN 60598-1).

Thermal design of the luminaire system is important for the safety, reliability and lifetime of the system. Datasheets give guidelines what range of ambient temperature is recommended for the driver in built-in and in independent usage, but in both environments it is always the responsibility of the integrator to ensure that the Tc point temperature does not exceed the Tc max temperature specified in the product datasheet.

Installation, mechanical and chemical considerations

- Do not assemble the LC-SR-MINI-B strain reliefs into place in cold environments (<5 °C)
- The protection class of the final installation must be adequate for the application
- While handling the strain reliefs avoid excess mechanical stress or pressure applied to them
- Avoid dropping of the strain reliefs
- Mechanical modifications (drilling, milling, sawing or cutting of the strain reliefs) are not permitted

Chemical substances may cause damage to the LC-SR-MINI-B strain reliefs.

Avoid materials and substances containing:

- Acetone, ketones, ethers, and aromatic and chlorinated hydrocarbons
- Aqueous or alcoholic alkaline solutions, ammonia gas and its solutions and amines

Do not expose LC-SR-MINI-B strain reliefs to steamy environments.

